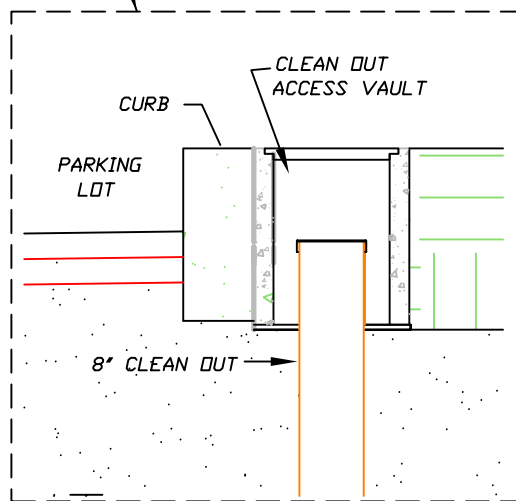
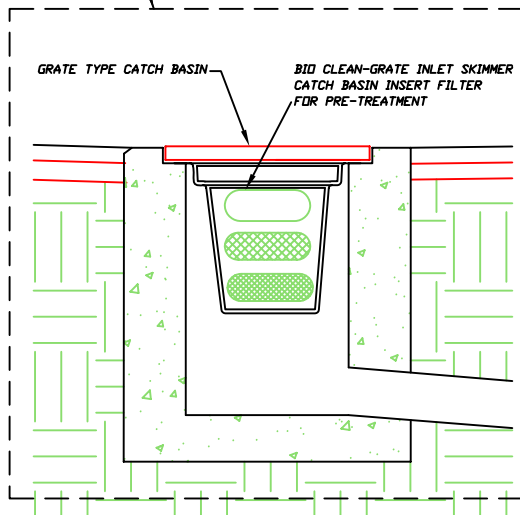
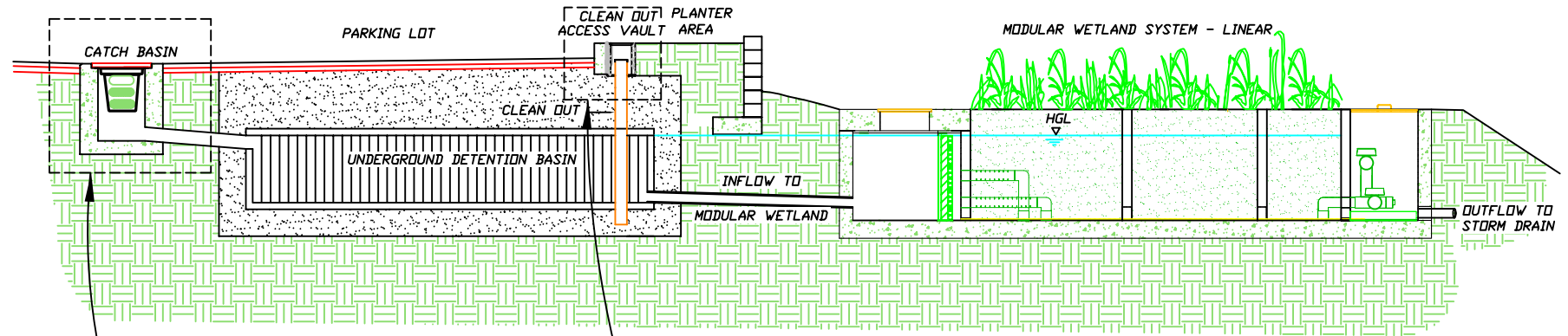


# CONFIGURATION EXAMPLE

## MODULAR WETLAND SYSTEM - LINEAR (VAULT TYPE) - VOLUME BASED DESIGN

### W/UNDERGROUND PRE-DETENTION

"SIZE TO TREAT WATER QUALITY VOLUME  
WITH 48 HOUR DRAIN DOWN TIME (MAY VARY)"



MODULAR WETLAND SYSTEMS INC.  
P.O. BOX 869  
OCEANSIDE, CA 92049

[www.ModularWetlands.com](http://www.ModularWetlands.com)

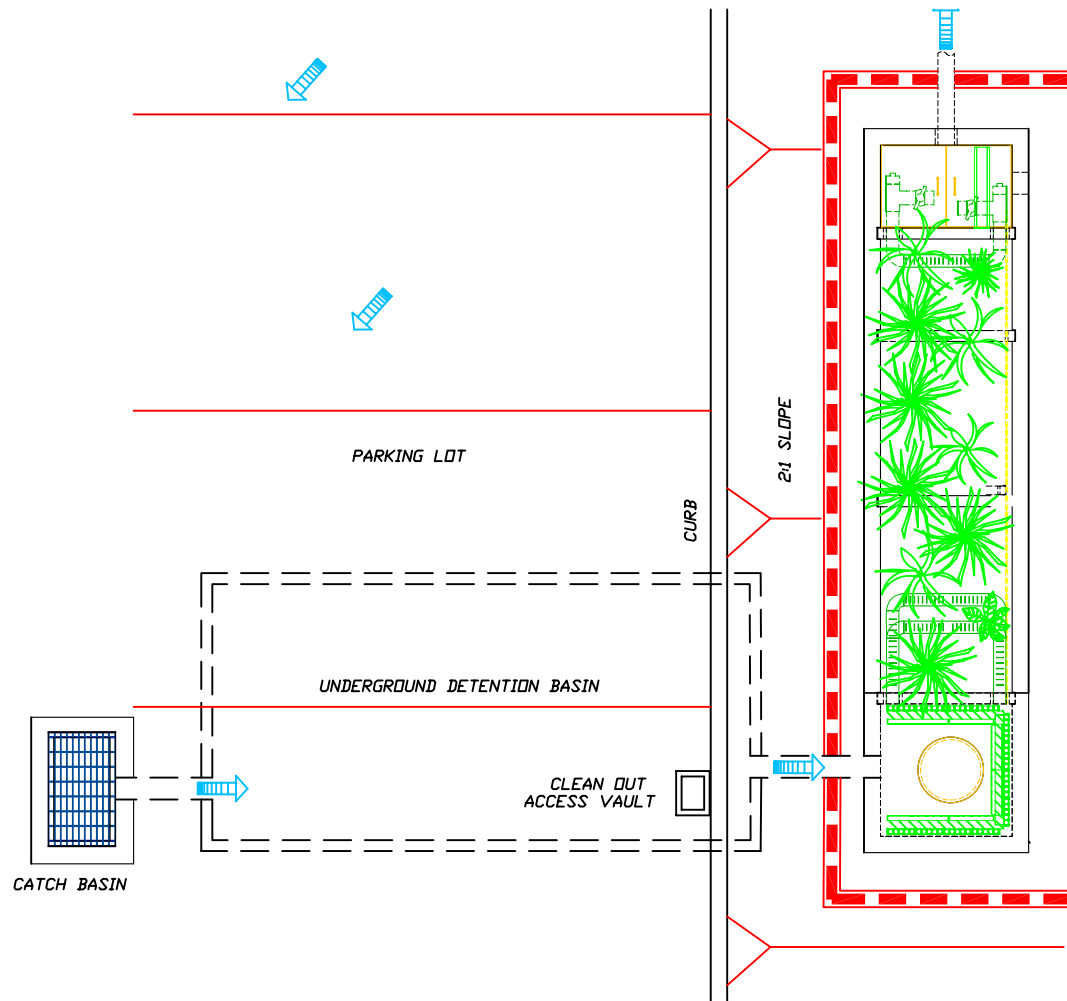
PROPRIETARY AND CONFIDENTIAL

THE INFORMATION CONTAINED IN THIS DRAWING IS THE SOLE PROPERTY OF MODULAR WETLAND SYSTEMS INC. ANY REPRODUCTION IN PART OR AS A WHOLE WITHOUT THE WRITTEN PERMISSION OF MODULAR WETLAND SYSTEMS INC. IS PROHIBITED.

# CONFIGURATION EXAMPLE

## MODULAR WETLAND SYSTEM - LINEAR (VAULT TYPE) - VOLUME BASED DESIGN ON 2:1 SLOPE

"SIZE TO TREAT WATER QUALITY VOLUME  
WITH 48 HOUR DRAIN DOWN TIME (MAY VARY)"



MODULAR WETLAND SYSTEMS INC.  
P.O. BOX 869  
OCEANSIDE, CA 92049  
[www.ModularWetlands.com](http://www.ModularWetlands.com)

PROPRIETARY AND CONFIDENTIAL  
THE INFORMATION CONTAINED IN THIS  
DRAWING IS THE SOLE PROPERTY OF  
MODULAR WETLAND SYSTEMS INC. ANY  
REPRODUCTION IN PART OR AS A WHOLE  
WITHOUT THE WRITTEN PERMISSION OF  
MODULAR WETLAND SYSTEMS INC. IS  
PROHIBITED.

ON 2:1 SLOPE

*"SIZE TO TREAT WATER QUALITY VOLUME  
WITH 48 HOUR DRAIN DOWN TIME (MAY VARY)"*

